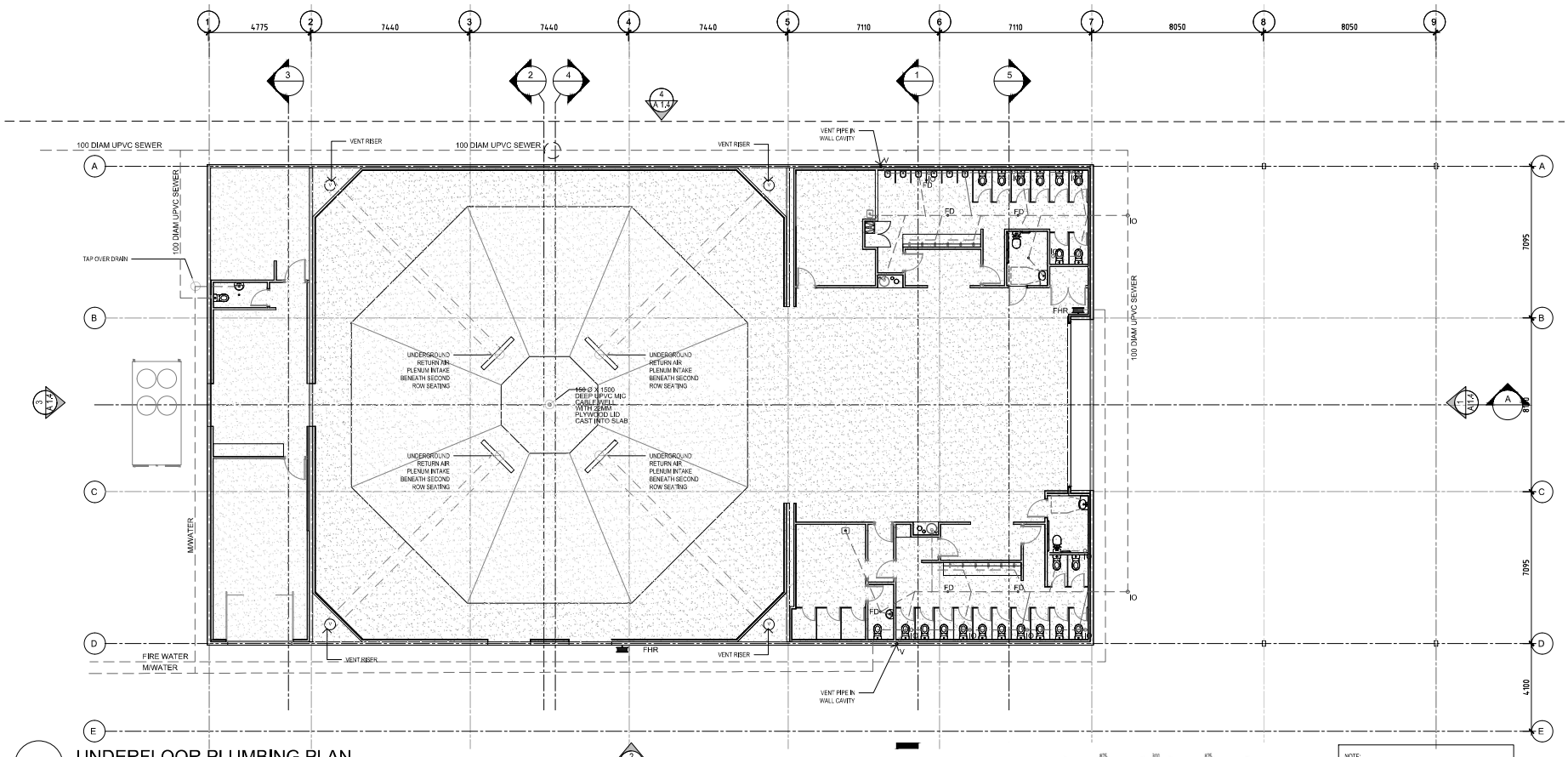

UNDERFLOOR PLUMBING PLAN

1:100 scale @A1

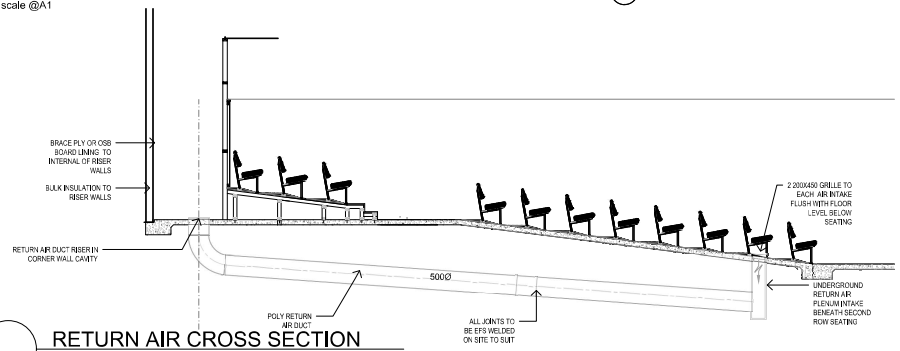

RETURN AIR CROSS SECTION

1:50 scale @A1

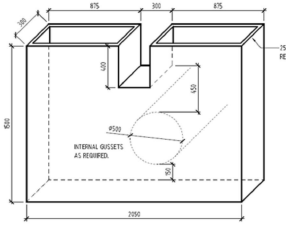

UNDERGROUND AIR CONDITIONING RETURN AIR PLENUM - DETAIL

SCALE @ 1:20

NOTE:
REFER TO CIVIL WATER SEWER SERVICES PLAN AND FIRE SERVICES PLAN FOR INSPECTION OPENING REQUIREMENTS, RISER DIAMETER, DEPTH AND PIPE MATERIAL DETAILS.
LOCATION OF FLOOR DRAINS SHOWN ON DRAWING INDICATIVE ONLY, TO BE VERIFIED ON SITE AND IN RELATION TO PROPOSED FALLS IN SCREED TO WET AREAS

0m 1m 2m 3m 4m 5m 6m 7m 8m 9m 10m

8 ROW MEETING HALL

ISSUE	DATE	REVISION
REV B	XX.XX.25	

pbcc SERVICES

GRIFFITH CITY ROOM GOSPEL TRUST

8 ROW MEETING HALL

CHECK ALL MEASUREMENTS ON SITE DO NOT SCALE FROM DRAWINGS

Drawing: UNDER FLOOR PLUMBING PLAN
Scale: 1:100
Date: 16.10.2024
Drawn: DW
Project No.: A - 1.2
Revision No.: REV B
Revision Date: 30.07.25

© pbcc services 2025

A1

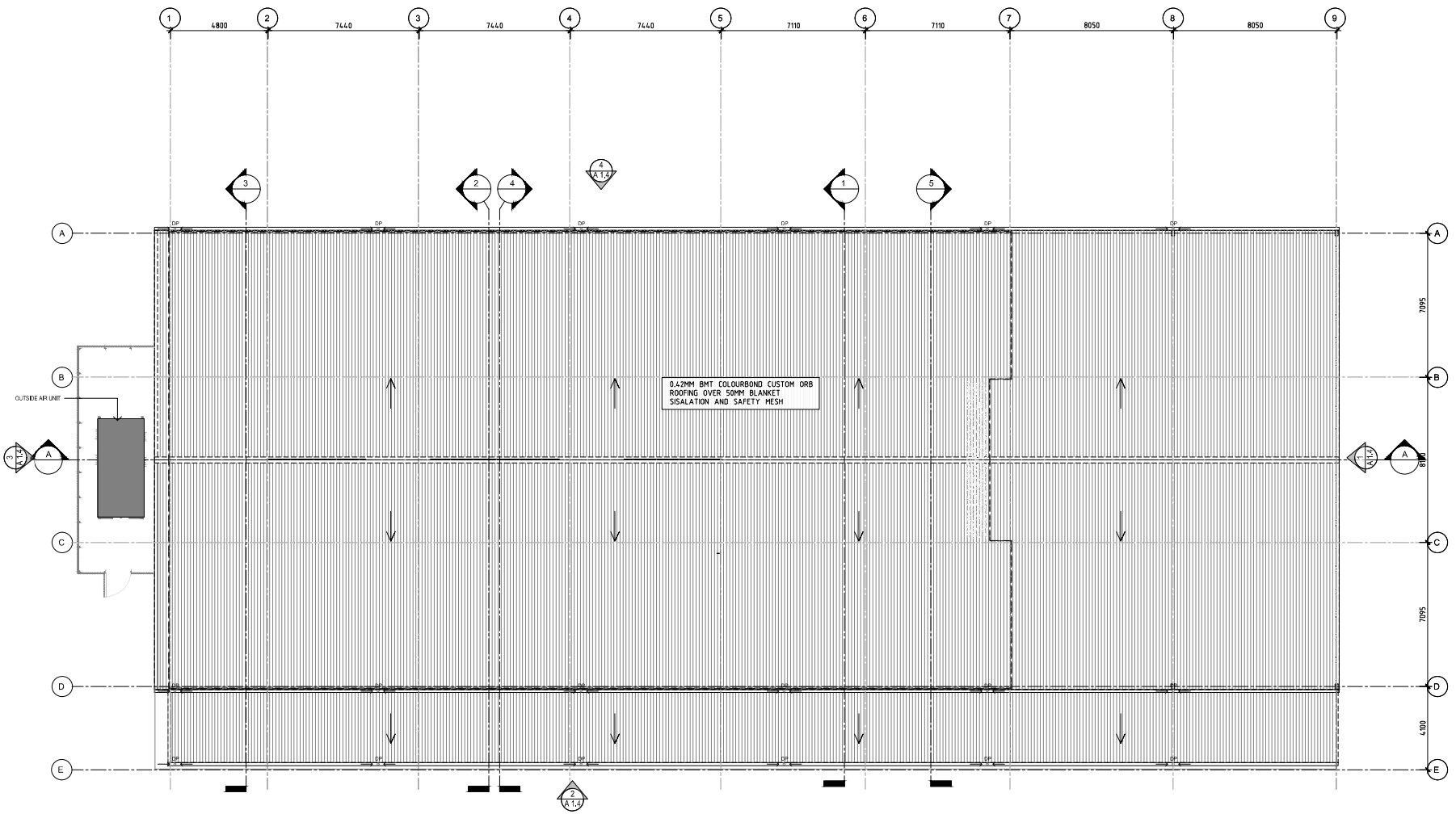

ROOF PLAN

1:100 scale @A1

0m 1m 2m 3m 4m 5m 6m 7m 8m 9m 10m

8 ROW MEETING HALL

ISSUE	DATE	REVISION
REV B	XX.XX.25	

pbcc SERVICES

GRIFFITH CITY ROOM GOSPEL TRUST

8 ROW MEETING HALL

CHECK ALL MEASUREMENTS ON SITE DO NOT SCALE FROM DRAWINGS

Drawing: ROOF PLAN

Scale: 1:100

Date: 16.10.2024

Drawn: DW

Project No.: A - 1.3.3

Revision No.: REV B

Revision Date: 30.07.25

© pbcc services 2025

A1